ROOF PLAN GENERAL NOTES:

1. SEE SHEET A0.1 FOR ARCHITECTURAL KEY NOTES.
2. GENERAL CONTRACTOR IS RESPONSIBLE FOR COORDINATION BETWEEN THE ROOFING, ELECTRICAL AND PETSMART SIGNAGE CONTRACTOR FOR ANY PENETRATIONS REQUIRED IN THE ROOF OR PARAPET FOR THE INSTALLATION OF SIGNAGE.
3. PAINT ALL EXPOSED ROOF TOP COPPER CONDENSATE PIPING WHITE.
4. PAINT ALL EXPOSED ROOF TOP GAS PIPING YELLOW.
5. PITCH POCKETS ARE NOT PERMITTED FOR SEALING AROUND ANY ROOF PENETRATIONS.

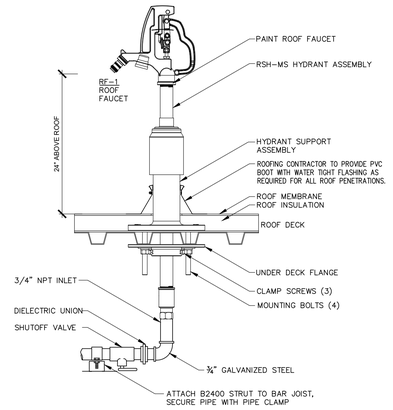

9 A5.0 ROOF WATER HYDRANT DETAIL
1 1/2" = 1'-0"

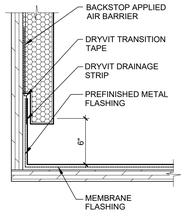

DETAIL `A'

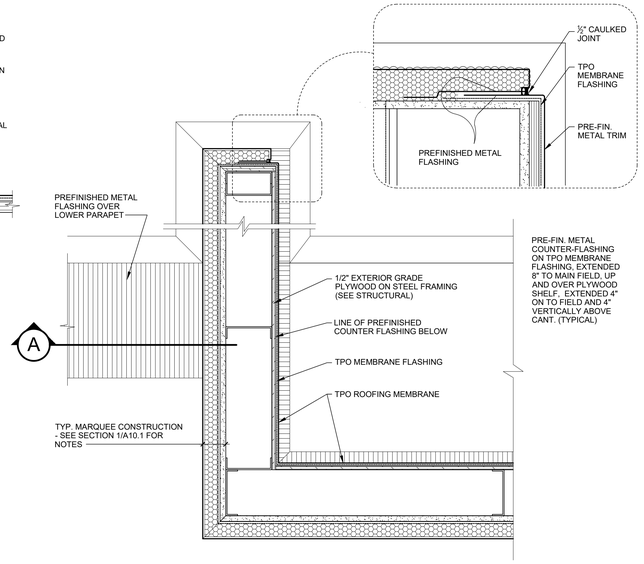

8 A5.0 MARQUEE PARAPET DETAIL
SCALE: 1-1/2" = 1'-0"

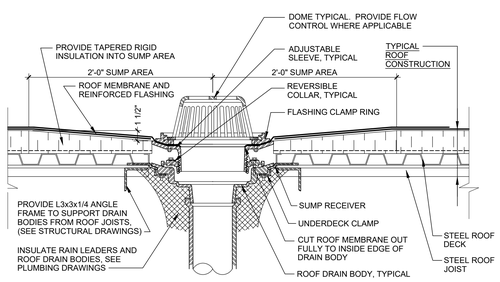

7 A5.0 ROOF DRAIN DETAIL
SCALE: 1-1/2" = 1'-0"

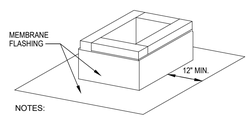

NOTES:
1. TORCH APPLY ENTIRE MEMBRANE.

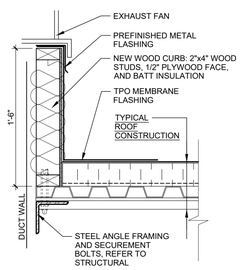

6 A5.0 EXHAUST FAN CURB DETAIL
SCALE: 1-1/2" = 1'-0"

NOTE:
PITCH POCKETS ARE NOT PERMITTED FOR SEALING AROUND ANY ROOF PENETRATIONS.

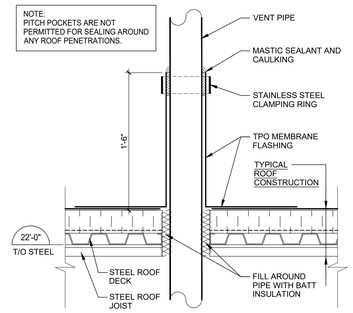

5 A5.0 VENT DETAIL
SCALE: 1-1/2" = 1'-0"

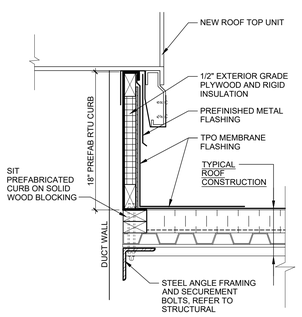

4 A5.0 ROOFTOP UNIT CURB
SCALE: 1-1/2" = 1'-0"

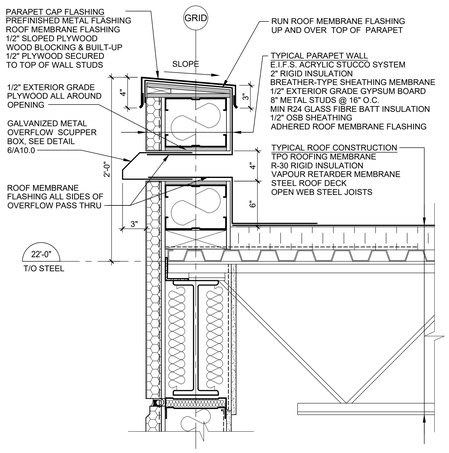

3 A5.0 PARAPET SCUPPER DETAIL
SCALE: 1-1/2" = 1'-0"

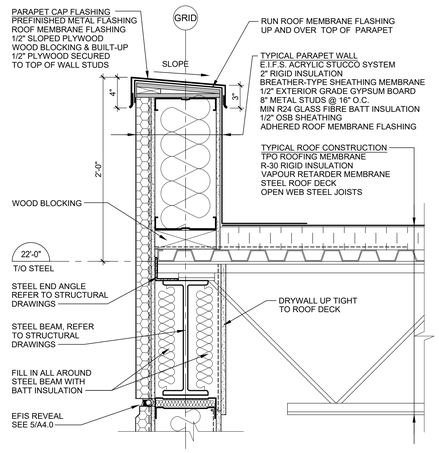

2 A5.0 TYPICAL PARAPET DETAIL
SCALE: 1-1/2" = 1'-0"

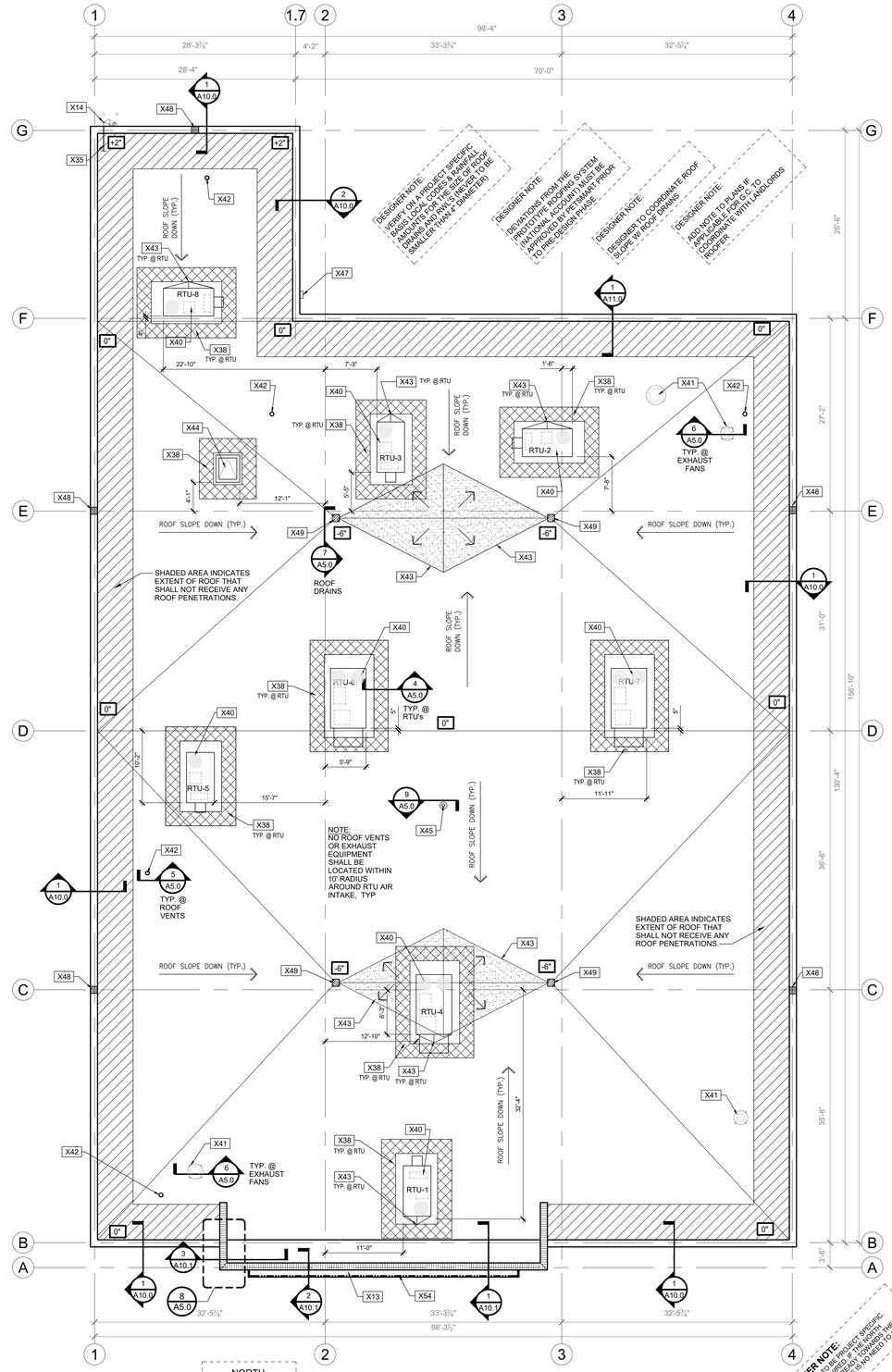

1 A5.0 ROOF PLAN
1/8" = 1'-0"

CLIENT:

PETSMART

19601 North 27th Avenue
Phoenix, Arizona 85027 - (623) 580-6100

CLIENT REF #: 1234

PROJECT:

14K 2026 CANADIAN INSTRUCTION SET

AUGUST 05, 2026

CONSULTANT:

ARCHITECT:

SEAL:

CITY SEAL:

DISCLAIMER: COPYRIGHT

THIS DRAWING AND DESIGN IS COPYRIGHT PROTECTED WHICH SHALL NOT BE USED, REPRODUCED OR REVISED WITHOUT WRITTEN PERMISSION BY PETSMART. THE CONTRACTOR SHALL CHECK AND VERIFY ALL DIMENSIONS AND UTILITY LOCATIONS AND REPORT ALL ERRORS AND OMISSIONS PRIOR TO COMMENCING WORK.

THIS DRAWING IS NOT TO BE SCALED.

ISSUED FOR:

NUMBER	ISSUE	DATE

PROJECT NO: CA0073426.0987

DATE: 05.08.26

ORIGINAL SCALE: AS NOTED

IF THIS BAR IS NOT 1" LONG, ADJUST YOUR PLOTTING SCALE. 1"

DESIGNED BY:

DRAWN BY:

CHECKED BY:

PAGE #: 14 OF: 54

DISCIPLINE: ARCHITECTURAL

TITLE:

ROOF PLAN

SHEET NUMBER:

A5.0